



Pavement Coatings Colour Guide

Updated: 10/16



TRADITIONAL



Traditional Colors are warm, earth tone, and neutral colors designed to enhance the aesthetics of a public space long-term. These colors are commonly used in community areas, universities, public buildings, crosswalks, plazas, and in decorative streetscape designs. The Traditional Colors family provides more subtle and flexible colors that go well together in any pavement coatings project.



SOLAR-REFLECTIVE



Solar-Reflective Colors use special technology designed to cool high-traffic areas without limiting color choices to white or light colors. Solar-Reflective Colors reduce Urban Heat Island Effect and the temperature of asphalt surfaces while resisting UV damage and degradation of asphalt to create a more comfortable environment. These colors are typically used in pedestrian and vehicular high-traffic areas such as parks, schools, playgrounds, and non-covered areas that experience direct sunlight.



CYCLE LANE



These bold, highly reflective colors are designed to delineate public cycle lanes and intersections, helping to keep cyclists safe and reinforce priority to bicyclists by visually alerting drivers to the presence of a cycle lane. Cycle Lane Colors are also used in the coating of off-street jogging/cycle paths, bus lanes, school zones, and parking lot markings.



SIGNATURE




Signature Colors transform the look and feel of a community by providing a custom palette that is designed for achieving a differentiated look. These are non-stocked custom colors used in public areas such as decorative streetscapes, parks, plazas, sports courts, civic centers, and playgrounds to direct pedestrian and vehicular traffic flow.




TRADITIONAL




San Diego Buff




Burnt Sienna



Terra Cotta




Brick




Sunset Blush




Marigold




Sierra



Black




Granite




Taupe




Nutmeg




Bedrock




Brown Suede




Concrete Gray



Pewter



Hunter Green




Slate


Note: On-screen color representations may vary from actual coating colors.




SOLAR-REFLECTIVE




SR Sandstone (SRI = 36)
Reflectance: .32
Emittance: .94




SR Irish Cream (SRI = 50)
Reflectance: .43
Emittance: .94




SR Fawn (SRI = 35)
Reflectance: .31
Emittance: .93




SR Brownstone (SRI = 31)
Reflectance: .30
Emittance: .90




SR Evergreen (SRI = 33)
Reflectance: .32
Emittance: .88




SR Slate (SRI = 34)
Reflectance: .31
Emittance: .91




SR Khaki (SRI = 37)
Reflectance: .33
Emittance: .94



SR White (SRI = 73)
Reflectance: .60
Emittance: .94



SR Sun Baked Clay (SRI = 52)
Reflectance: .44
Emittance: .95



SR Terra Cotta (SRI = 33)
Reflectance: .31
Emittance: .92



SR Safety Blue (SRI = 33)
Reflectance: .30
Emittance: .93

StreetBond® SR Colorants can contribute to LEED® points.

Note: Reflectance values are measured in accordance with American Standard of Testing Methodology (ASTM) C1549. Emittance values are measured in accordance with ASTM C1371. The SRI values of StreetBond® are calculated according to ASTM E1980-01.




CYCLE LANE



CL Shamrock Green



CL Emerald Green




CL Celtic Green


Note: Onscreen color representations may vary from actual coating colors.




SIGNATURE




Sandy Beige




Butterscotch




Chestnut Brown




Mustard




Paprika




Sea Foam




Sage




Patriot Blue



Gun Metal



Smokey Mauve




Bike Path Green




Driftwood




Pumpkin Spice




Mocha




Down To Earth




Avocado




Aqua




Truffle



Cobalt Blue



Merlot



Graphite

Note: Onscreen color representations may vary from actual coating colors.



HUB

SURFACE SYSTEMS

www.hubss.com